



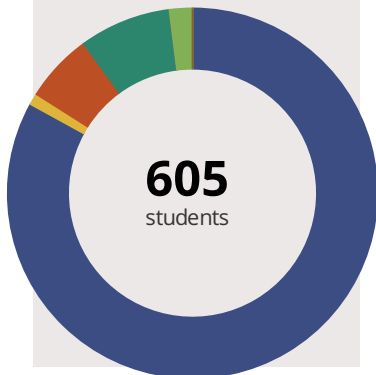
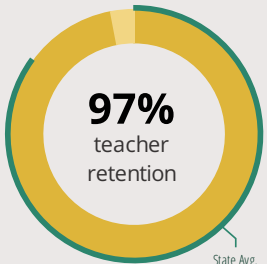
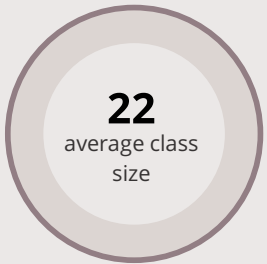
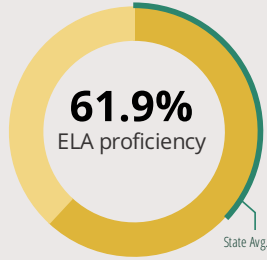
Olive-Mary Stitt School

303 E Olive St Arlington Heights, IL 60004 (847) 398-4282

Grades: K - 5
District: Arlington Heights SD 25

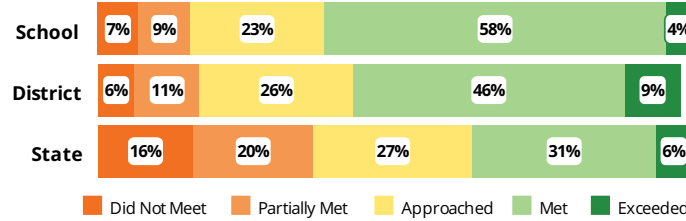
Principal: Rebecca FitzPatrick
Superintendent: Dr. Lori Bein

FAST FACTS



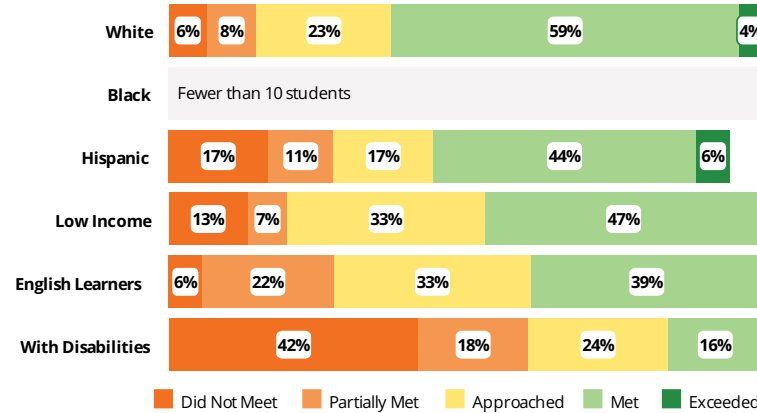
Academic Success

All Illinois students in grades 3-8 take the PARCC assessment each year. High school students take the SAT in Math and English Language Arts.



Success by Student Group

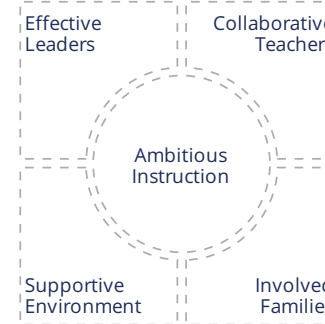
This display shows PARCC ELA performance levels for each student group. No data is shown for groups with fewer than 10 students.



Student Characteristics

White	83%	Low Income	6%
Black	1%	English Learners	6%
Hispanic	6%	With Disabilities	10%
Asian	8%	Homeless	0%
American Indian	0%		
Two or More Races	2%		
Pacific Islander	0%		

School Environment



The **5Essentials Survey** allows students in grades 6-12 and all teachers to share their perspectives on essential conditions for learning. The anonymous survey consists of 5 components.

- Most implementation
- More implementation
- Average implementation
- Less implementation
- Least implementation
- Not Applicable/Low Response

Response Rates

Students	-
Teachers	-

Effective Leaders

Do principals and teachers implement a shared vision for success?

Collaborative Teachers

Do teachers collaborate to promote professional growth?

Ambitious Instruction

Are the classes challenging and engaging?

Supportive Environment

Is the school safe, demanding, and supportive?

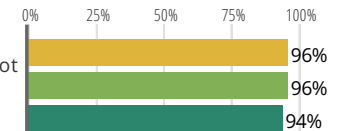
Involved Families

Does the entire staff build strong external relationships?

Student Attendance and Mobility

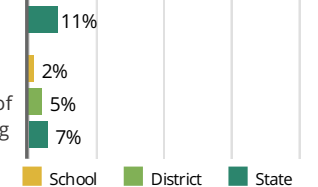
Attendance Rate

Rate at which students are present at school, not including excused or unexcused absences



Chronic Truancy Rate

Percentage of students who have been absent without valid reasons for 5% or more of regular school days



Student Mobility

Percentage of students who transfer in or out of the school during the school year, not including graduates



Olive-Mary Stitt School

School Highlights

Academic Courses

Advanced Math, Band, Character Counts, Global Studies, Summer School, Tutoring

Physical Education, Health and Wellness

Robert Crown Health Education, International Walk to School Day, 5th Grade Track Meet, Bike Rodeo, Field Days, Golden Shoe Staff Pedometer Challenge, Golden Shoe Student Recess Challenge, Just Move it! Challenge, Camp Fit

Other Programs and Activities

After School Care, Arlington Heights Police Department Safety Task Force, Art Awareness, Before School Care, Boy Scouts, Character Counts, Chess Club, Ecology Club, Everybody Counts, Family Nights, Girl Scouts, Grade Level Music Performances, Language Stars Foreign Language Classes, Mentoring Program, Metropolis Drama Experience, Music For Youth, Parent Associations, Reading Clubs, Reflections Art Education Program, Safety Patrol, Science Club, Service Learning Club, Student Announcements, St...

School Awards

2 National Board Certified Teachers, Feed My Starving Children Certificate of Appreciation, Illinois Honor Roll Academic Excellence Awards 2008-2011, Indian Trails Public Library Chess Champion 2010, Just Move It! Challenge Staff Participation Award 2012-2015, Just Move It! Challenge Student Participation Award 2012-2016, United States Marine Corps Certificate of Appreciation, Wheeling Township Food Pantry Certificate of Appreciation

Career Development Courses and Programs

Athletics

School Personnel Resources

Assistant Director (Special Education), Bilingual Administrator, Curriculum Specialist, English as a Second Language Teacher, General Administrator or General Supervi, Librarian/Media Specialist, Paraprofessional, Reading Specialist, Reading Teacher, School Nurse, School Psychologist, School Social Worker, Special Education Teacher, Speech Language Pathologist-non teaching, State-Approved Director of Special Educa, Technology Specialist

Facilities

Named for a former principal and world-renowned educator, Mary Stitt, Olive-Mary Stitt Elementary School celebrated its fiftieth anniversary during the 2012-2013 school year. Nestled in central Arlington Heights, the school serves approximately six-hundred and thirty students in grades kindergarten through fifth grade, with thirty classrooms.

District Finance

Instructional Spending per Pupil includes only the activities directly dealing with the teaching of students or the interaction between teachers and students.



Operational Spending per Pupil includes all costs for overall operations in this school's district, including Instructional Spending, but excluding summer school, adult education, capital expenditures, and long-term debt payments.



Educator Measures

This school has had **1 principal(s)** over the past 6 years. In the last three years, an average of **97% of teachers** return to this school each year.

FOR MORE INFORMATION

Visit IllinoisReportCard.com to see additional details about each item of information for this school. There you will find charts spanning multiple years, detailed explanations, resources, more of the school's programs and activities, and powerful tools that let you dig deeper into data.

Most of this data has been collected by ISBE from school districts through data systems. Some information, such as the School Highlights, is entered directly by principals and can be updated throughout the year.