



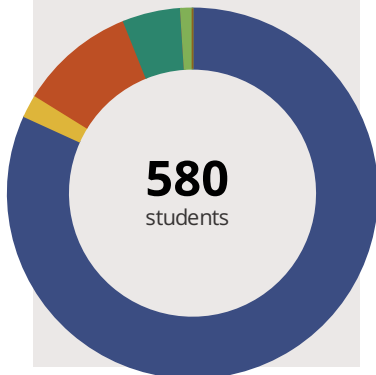
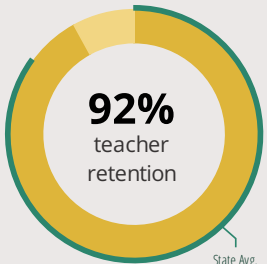
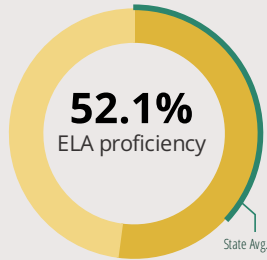
# Westgate Elem School

500 S Dwyer Ave Arlington Heights, IL 60005 (847) 398-4292

Grades: K - 5  
District: Arlington Heights SD 25

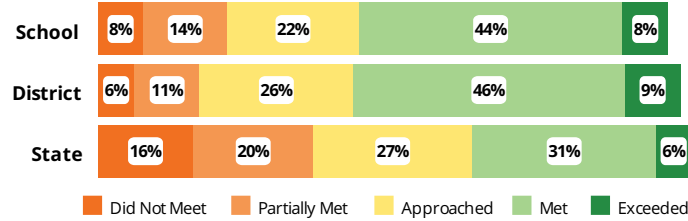
Principal: Brad Carter  
Superintendent: Dr. Lori Bein

## FAST FACTS



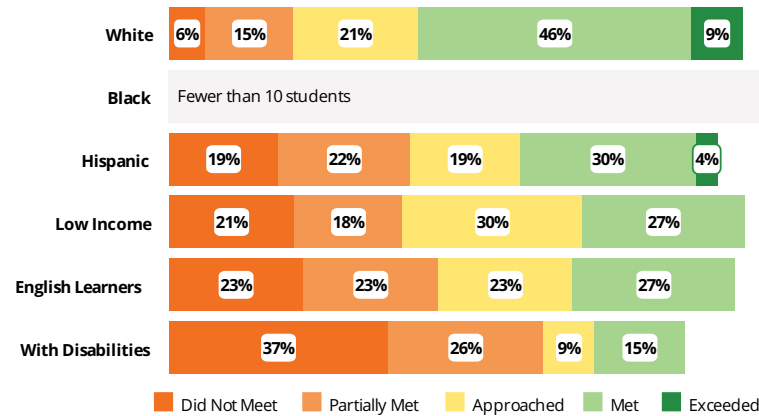
## Academic Success

All Illinois students in grades 3-8 take the PARCC assessment each year. High school students take the SAT in Math and English Language Arts.



## Success by Student Group

This display shows PARCC ELA performance levels for each student group. No data is shown for groups with fewer than 10 students.



## Student Characteristics

White	81%	Low Income	10%
Black	2%	English Learners	11%
Hispanic	10%	With Disabilities	16%
Asian	5%	Homeless	0%
American Indian	0%		
Two or More Races	1%		
Pacific Islander	0%		

## School Environment



The **5Essentials Survey** allows students in grades 6-12 and all teachers to share their perspectives on essential conditions for learning. The anonymous survey consists of 5 components.

- Most implementation
- More implementation
- Average implementation
- Less implementation
- Least implementation
- Not Applicable/Low Response

### Response Rates

Students	-
Teachers	-

### Effective Leaders

Do principals and teachers implement a shared vision for success?

### Collaborative Teachers

Do teachers collaborate to promote professional growth?

### Ambitious Instruction

Are the classes challenging and engaging?

### Supportive Environment

Is the school safe, demanding, and supportive?

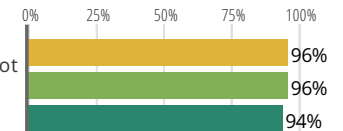
### Involved Families

Does the entire staff build strong external relationships?

## Student Attendance and Mobility

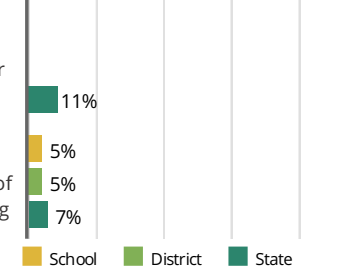
### Attendance Rate

Rate at which students are present at school, not including excused or unexcused absences



### Chronic Truancy Rate

Percentage of students who have been absent without valid reasons for 5% or more of regular school days



### Student Mobility

Percentage of students who transfer in or out of the school during the school year, not including graduates



# Westgate Elem School

## School Highlights

### Academic Courses

4th Grade Advanced Math, 5th Grade Advanced Math, Advanced Math, Band, Global Studies, Orchestra, Peer Mentors, Pinwheels for Peace, Summer School, Westgate AM Announcements, Young Rembrandts

### Physical Education, Health and Wellness

Districtwide 5th Grade Track Meet, Field Day, Just Move It Challenge, Leaders in Motion Running Club, Robert Crown Health Education

### Other Programs and Activities

After School Care, Before School Care, Conflict Resolution, Family Nights, PTA, Tutoring Program, AH Police Dept. Safety Task Force Advisory, Club K, Green Team, Bring Your Parents To Lunch Days, Grade Level Curriculum Snapshots, Safety Patrols, Homework Club, Student Council, Language Stars

### School Awards

Golden Apple 2006, Heart of Gold 2009, National Blue Ribbon 2006, Faculty and Staff- 4 National Board Certified Teachers

### Career Development Courses and Programs

Metropolis Drama Experience, Amazing Minds, Boys Scouts, Girls Scouts, Art Club, Variety Show, Music for Youth, Technology Club,

### Athletics

### School Personnel Resources

English as a Second Language Teacher, Interpreter for the Deaf, Librarian/Media Specialist, Paraprofessional, Reading Specialist, School Nurse, School Psychologist, School Social Worker, Special Education Teacher, Speech Language Pathologist-non teaching, Speech Language Pathology Teacher, Technology Specialist

### Facilities

## District Finance

**Instructional Spending per Pupil** includes only the activities directly dealing with the teaching of students or the interaction between teachers and students.



**Operational Spending per Pupil** includes all costs for overall operations in this school's district, including Instructional Spending, but excluding summer school, adult education, capital expenditures, and long-term debt payments.



## Educator Measures

This school has had **2 principal(s)** over the past 6 years. In the last three years, an average of **92% of teachers** return to this school each year.

## FOR MORE INFORMATION

Visit [IllinoisReportCard.com](http://IllinoisReportCard.com) to see additional details about each item of information for this school. There you will find charts spanning multiple years, detailed explanations, resources, more of the school's programs and activities, and powerful tools that let you dig deeper into data.

Most of this data has been collected by ISBE from school districts through data systems. Some information, such as the School Highlights, is entered directly by principals and can be updated throughout the year.