



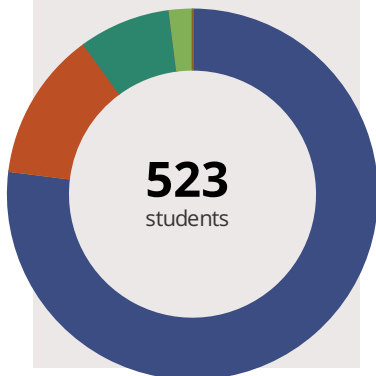
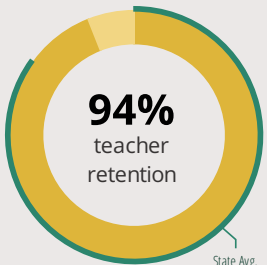
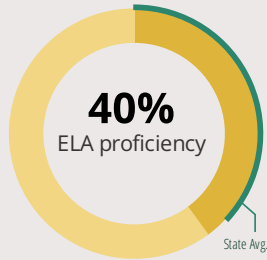
Windsor Elementary School

1315 E Miner St Arlington Heights, IL 60004 (847) 398-4297

Grades: K - 5
District: Arlington Heights SD 25

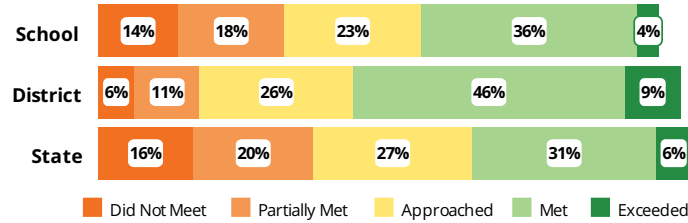
Principal: Shelley Fabrizio
Superintendent: Dr. Lori Bein

FAST FACTS



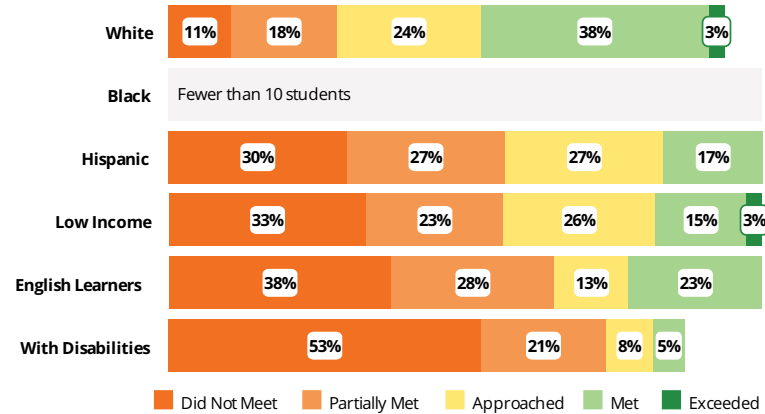
Academic Success

All Illinois students in grades 3-8 take the PARCC assessment each year. High school students take the SAT in Math and English Language Arts.



Success by Student Group

This display shows PARCC ELA performance levels for each student group. No data is shown for groups with fewer than 10 students.

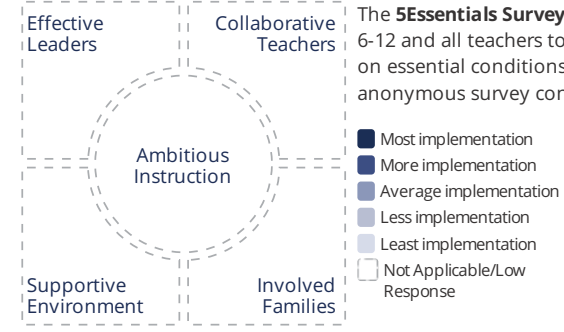


Student Characteristics

White	77%	Low Income	13%
Black	0%	English Learners	19%
Hispanic	13%	With Disabilities	16%
Asian	8%	Homeless	0%
American Indian	0%		
Two or More Races	2%		
Pacific Islander	0%		

School Environment

The **5Essentials Survey** allows students in grades 6-12 and all teachers to share their perspectives on essential conditions for learning. The anonymous survey consists of 5 components.



- Most implementation
- More implementation
- Average implementation
- Less implementation
- Least implementation
- Not Applicable/Low Response

Response Rates

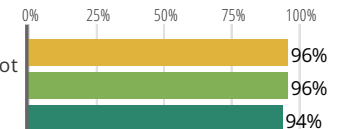
Students	-
Teachers	-

- Effective Leaders**
Do principals and teachers implement a shared vision for success?
- Collaborative Teachers**
Do teachers collaborate to promote professional growth?
- Ambitious Instruction**
Are the classes challenging and engaging?
- Supportive Environment**
Is the school safe, demanding, and supportive?
- Involved Families**
Does the entire staff build strong external relationships?

Student Attendance and Mobility

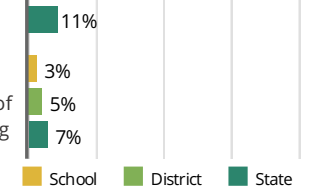
Attendance Rate

Rate at which students are present at school, not including excused or unexcused absences



Chronic Truancy Rate

Percentage of students who have been absent without valid reasons for 5% or more of regular school days



Student Mobility

Percentage of students who transfer in or out of the school during the school year, not including graduates



Windsor Elementary School

School Highlights

Academic Courses

Advanced Math 4th/5th grade, Band, Bilingual Programs/Courses, Bilingual Support, Global Studies, Orchestra, Peer Mentors, Summer School, tutoring programs

Physical Education, Heath and Wellness

District 5th grade Track meet, Field Days, International Walk to School Day, Just Move-It Challenge, Robert Crown, Running Club

Other Programs and Activities

Arlington Heights Police/School Safety Task Force, Art Club, Art Club, Book Club, Boy Scouts/Girl Scouts, Chess Club, Chess Club, Chorus and Orff Club, Coding Club, Community Buuilders, Conflict Resolution, Dance Club, Drama Club, Drama Club, Environmental Club, Family Nights, Garden/Green Club, Geography Bee, Gymnastics CLub, Homework Club, Journalism Club, KidsNewz Writing Program, Language Stars Foreign Language Program, Math Club, Mentoring Program, Morning Announcements Video News Crew, ...

School Awards

National Blue Ribbon School Award 2009, National Board Certified Teachers, PTA Honor Award, Teacher Award- Phil Mickelson Exon Science Program

Career Development Courses and Programs

Junior Acheivement, World of Work

Athletics

School Personnel Resources

Bilingual Education Teacher, English as a Second Language Teacher, Librarian/Media Specialist, Paraprofessional, Reading Specialist, School Nurse, School Psychologist, School Social Worker, Special Education Teacher, Speech Language Pathologist-non teaching, Supervisor (Special Education Technical, Technology Specialist

Facilities

District Finance

Instructional Spending per Pupil includes only the activities directly dealing with the teaching of students or the interaction between teachers and students.



Operational Spending per Pupil includes all costs for overall operations in this school's district, including Instructional Spending, but excluding summer school, adult education, capital expenditures, and long-term debt payments.



Educator Measures

This school has had **1 principal(s)** over the past 6 years. In the last three years, an average of **94% of teachers** return to this school each year.

FOR MORE INFORMATION

Visit IllinoisReportCard.com to see additional details about each item of information for this school. There you will find charts spanning multiple years, detailed explanations, resources, more of the school's programs and activities, and powerful tools that let you dig deeper into data.

Most of this data has been collected by ISBE from school districts through data systems. Some information, such as the School Highlights, is entered directly by principals and can be updated throughout the year.