



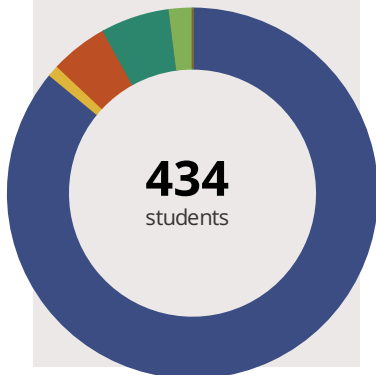
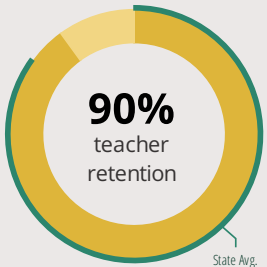
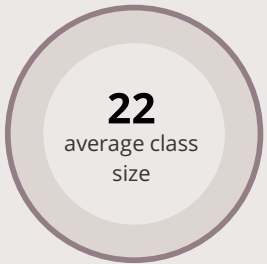
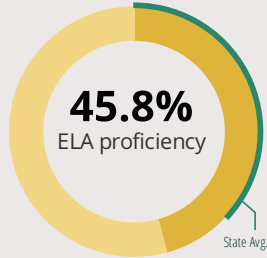
Patton Elem School

1616 N Patton Ave Arlington Heights, IL 60004 (847) 398-4288

Grades: K - 5
District: Arlington Heights SD 25

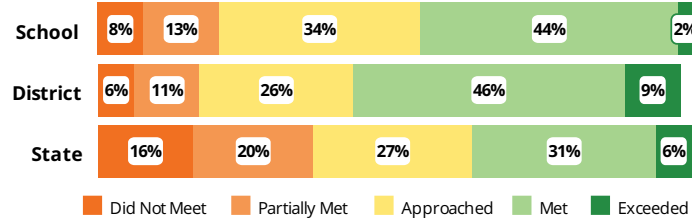
Principal: Mr. Eric Larson
Superintendent: Dr. Lori Bein

FAST FACTS



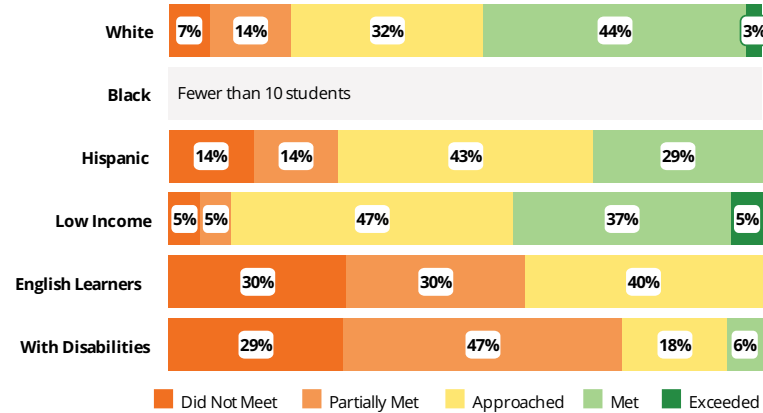
Academic Success

All Illinois students in grades 3-8 take the PARCC assessment each year. High school students take the SAT in Math and English Language Arts.



Success by Student Group

This display shows PARCC ELA performance levels for each student group. No data is shown for groups with fewer than 10 students.

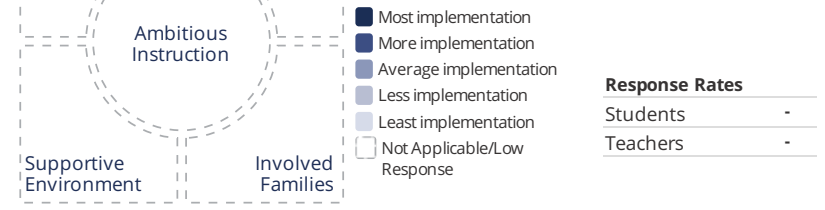


Student Characteristics

White	86%	Low Income	7%
Black	1%	English Learners	8%
Hispanic	5%	With Disabilities	10%
Asian	6%	Homeless	0%
American Indian	0%		
Two or More Races	2%		
Pacific Islander	0%		

School Environment

The **5Essentials Survey** allows students in grades 6-12 and all teachers to share their perspectives on essential conditions for learning. The anonymous survey consists of 5 components.

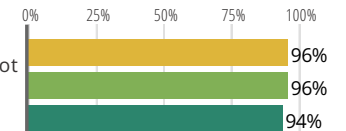


- Effective Leaders**
Do principals and teachers implement a shared vision for success?
- Collaborative Teachers**
Do teachers collaborate to promote professional growth?
- Ambitious Instruction**
Are the classes challenging and engaging?
- Supportive Environment**
Is the school safe, demanding, and supportive?
- Involved Families**
Does the entire staff build strong external relationships?

Student Attendance and Mobility

Attendance Rate

Rate at which students are present at school, not including excused or unexcused absences



Chronic Truancy Rate

Percentage of students who have been absent without valid reasons for 5% or more of regular school days



Student Mobility

Percentage of students who transfer in or out of the school during the school year, not including graduates





Patton Elem School

School Highlights

Academic Courses

4th Grade Advanced Math, 4th grade Advanced Math, 5th grade Advanced Math, 5th Grade Advanced Math, Band, Global Studies, Orchestra, Peer Mentors, Summer School, Tutoring

Physical Education, Health and Wellness

5th Grade Track Meet, Field Days, Robert Crown Health Education, Running Club

Other Programs and Activities

After School Care, Before School Care, Family Nights, PTA, Tutoring Program, Boy Scouts, Girl Scouts, Safety Patrol, Language Stars, Amazing Minds, AHPD Safety Task Force, Metropolis Drama Experience, Young Rembrandts, Music for Youth, Grade Level Music Shows, Morning Broadcasts, ORFF, Environmental

School Awards

Illinois Academic Excellence Award

Career Development Courses and Programs

Athletics

School Personnel Resources

English as a Second Language Teacher, Librarian/Media Specialist, Paraprofessional, Reading Specialist, School Nurse, School Psychologist, School Social Worker, Special Education Teacher, Speech Language Pathologist-non teaching, Technology Specialist

Facilities

District Finance

Instructional Spending per Pupil includes only the activities directly dealing with the teaching of students or the interaction between teachers and students.



Operational Spending per Pupil includes all costs for overall operations in this school's district, including Instructional Spending, but excluding summer school, adult education, capital expenditures, and long-term debt payments.



Educator Measures

This school has had **2 principal(s)** over the past 6 years. In the last three years, an average of **90% of teachers** return to this school each year.

FOR MORE INFORMATION

Visit IllinoisReportCard.com to see additional details about each item of information for this school. There you will find charts spanning multiple years, detailed explanations, resources, more of the school's programs and activities, and powerful tools that let you dig deeper into data.

Most of this data has been collected by ISBE from school districts through data systems. Some information, such as the School Highlights, is entered directly by principals and can be updated throughout the year.