



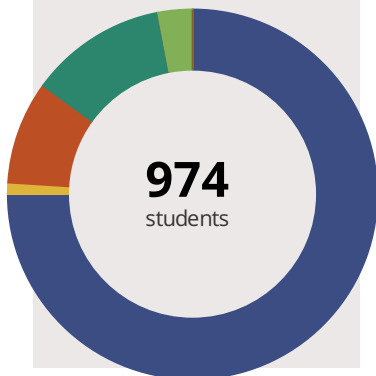
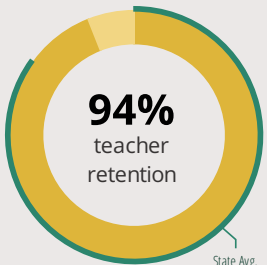
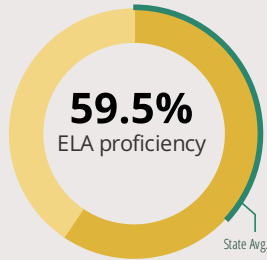
Thomas Middle School

1430 N Belmont Ave Arlington Heights, IL 60004 (847) 398-4260

Grades: 6 - 8
District: Arlington Heights SD 25

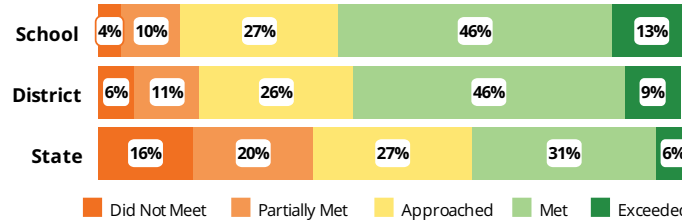
Principal: Brian Kaye
Superintendent: Dr. Lori Bein

FAST FACTS



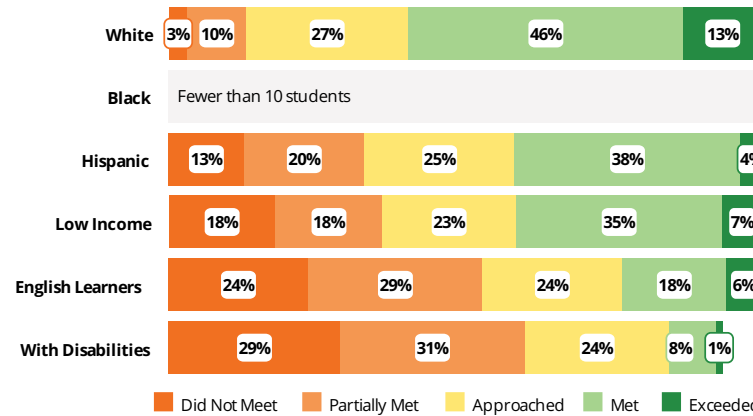
Academic Success

All Illinois students in grades 3-8 take the PARCC assessment each year. High school students take the SAT in Math and English Language Arts.



Success by Student Group

This display shows PARCC ELA performance levels for each student group. No data is shown for groups with fewer than 10 students.



Student Characteristics

White	75%	Low Income	10%
Black	1%	English Learners	3%
Hispanic	9%	With Disabilities	11%
Asian	12%	Homeless	1%
American Indian	0%		
Two or More Races	3%		
Pacific Islander	0%		

School Environment



The **5Essentials Survey** allows students in grades 6-12 and all teachers to share their perspectives on essential conditions for learning. The anonymous survey consists of 5 components.

- Most implementation
- More implementation
- Average implementation
- Less implementation
- Least implementation
- Not Applicable/Low Response

Response Rates

Students	-
Teachers	-

Effective Leaders

Do principals and teachers implement a shared vision for success?

Collaborative Teachers

Do teachers collaborate to promote professional growth?

Ambitious Instruction

Are the classes challenging and engaging?

Supportive Environment

Is the school safe, demanding, and supportive?

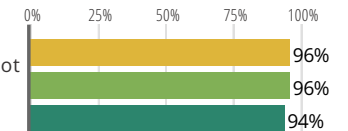
Involved Families

Does the entire staff build strong external relationships?

Student Attendance and Mobility

Attendance Rate

Rate at which students are present at school, not including excused or unexcused absences



Chronic Truancy Rate

Percentage of students who have been absent without valid reasons for 5% or more of regular school days



Student Mobility

Percentage of students who transfer in or out of the school during the school year, not including graduates





Thomas Middle School

School Highlights

Academic Courses

English Language Arts Common Core Mathematics/Pre-Algebra/Algebra Science Social Studies Physical Education / Health Creative Arts World Langugae

Physical Education, Heath and Wellness

Badminton, Basketball, Football, frisbee football, Health Education Courses, Health/Hygiene, Link Together Coalition (Community Partnership), Mindfulness, Nutrition, Rugby, Soccer, Spinning, Table Tennis, Weight Lifting/Toning

Other Programs and Activities

Art Club, Auditorium Tech Crew, Career Education Events, Chess Club, Conflict Resolution, Diversity Club, Drama/Theatre, Environmental Club, Ethnic Club, Geography Bee, Homework Club, Journalism Club, Learning Lab, Math Club, Mentoring Program, Music for Youth Sting Instruments, Music for Youth String Instruments, Music For Youth Strings Program, Newspaper, Parent Associations, Poetry Workshops, Poetry Workshops, PTA Honor Award (District 37 Recognition), Reading Clubs, Robert Crown Presentat...

School Awards

8th Grade Girls Basketball 2015 Undefeated Season, Boys Volleyball (2012) Undefeated Season, Cross-Country Boys 2nd Place in Illinois, Cross-Country Girls 6th Place in Illinois, Girls Basketball (2011) - 2nd Pl. Grove Tournament, Girls Basketball (2012) - 1st Pl. Barrington Tournament, Girls Basketball (2012) - 2nd Pl. Grove Tournament, Golden Apple Acknowledged, National Board Certified Teacher

Career Development Courses and Programs

Athletics

Boy's Basketball, Boy's Cross Country, Boy's Track & Field, Boy's Volleyball, Boy's Wrestling, Conditioning and Fitness Classes, Girl's Basketball, Girl's Competitive Cheerleading, Girl's Cross Country, Girl's Golf, Girl's Track & Field, Girl's Volleyball, Intramural Sports

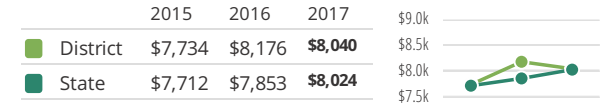
School Personnel Resources

Curriculum Specialist, Department Chair, English as a Second Language Teacher, Librarian/Media Specialist, Paraprofessional, Reading Specialist, Reading Teacher, School Nurse, School Psychologist, School Social Worker, Special Education Teacher, Speech Language Pathologist-non teaching, Technology Specialist

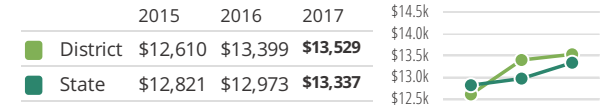
Facilities

District Finance

Instructional Spending per Pupil includes only the activities directly dealing with the teaching of students or the interaction between teachers and students.



Operational Spending per Pupil includes all costs for overall operations in this school's district, including Instructional Spending, but excluding summer school, adult education, capital expenditures, and long-term debt payments.



Educator Measures

This school has had **1 principal(s)** over the past 6 years. In the last three years, an average of **94% of teachers** return to this school each year.

FOR MORE INFORMATION

Visit IllinoisReportCard.com to see additional details about each item of information for this school. There you will find charts spanning multiple years, detailed explanations, resources, more of the school's programs and activities, and powerful tools that let you dig deeper into data.

Most of this data has been collected by ISBE from school districts through data systems. Some information, such as the School Highlights, is entered directly by principals and can be updated throughout the year.