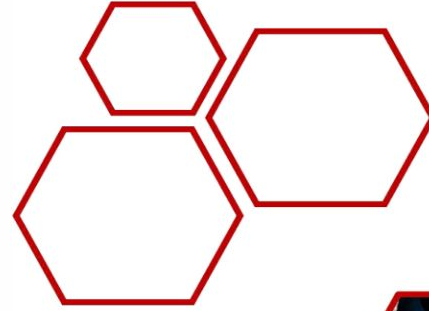




INSIGHTeX DEI+

District 25
September 2022

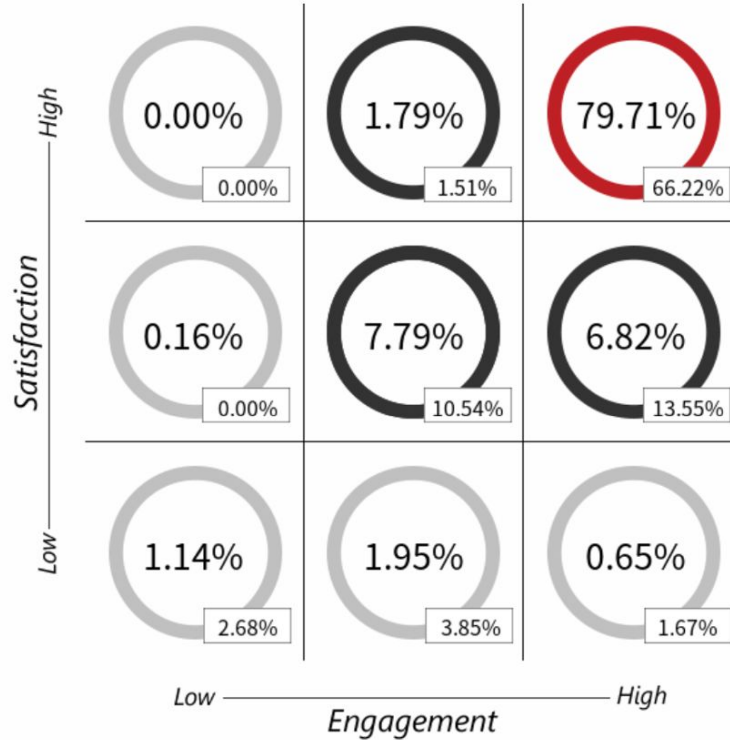
humanex
ventures.



INSIGHTeX DEI+

Arlington Heights School District 25
Full District
September 2022

Cultural Assessment Index

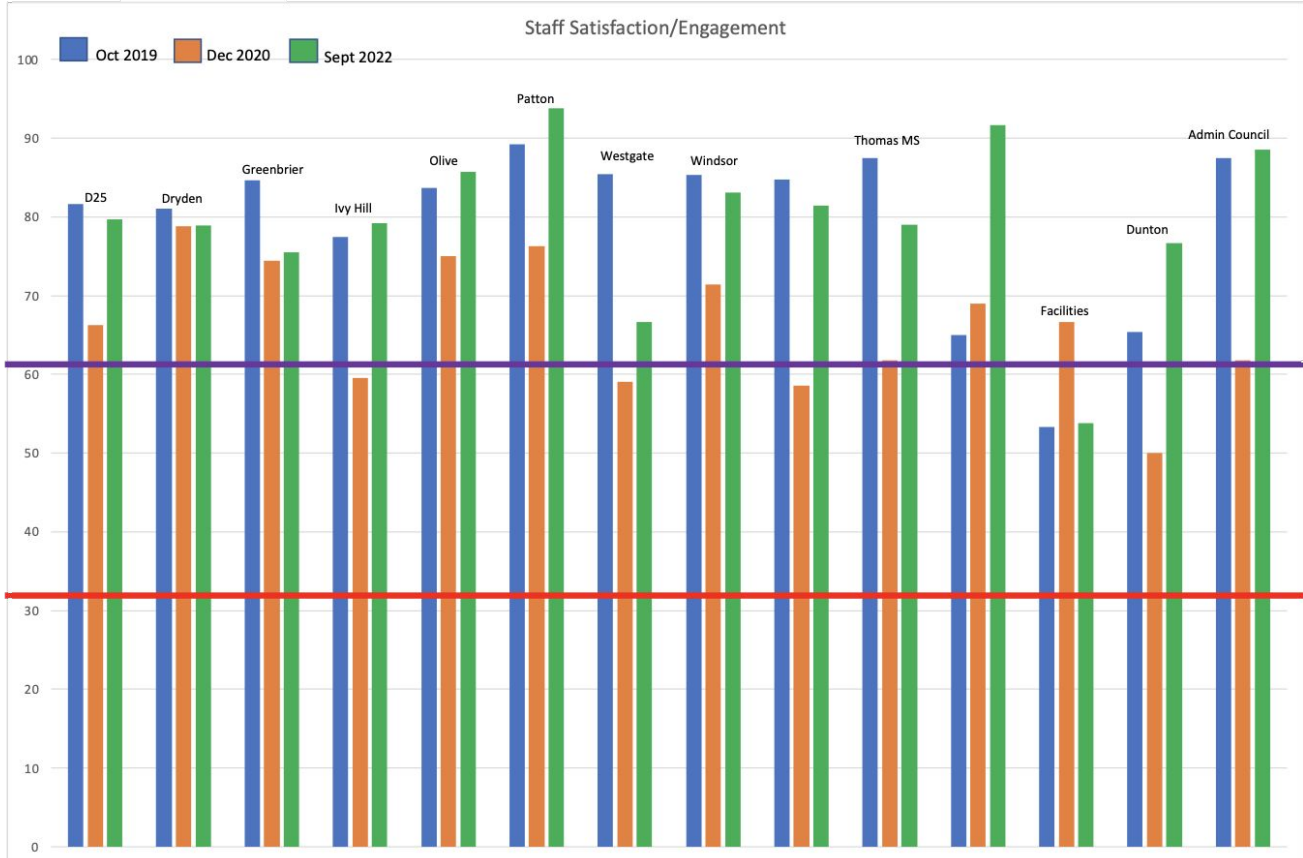


Dimensions (N=616)



| Dimension | Mean | Previous Mean | (+/-) Change |
|------------------------|------|---------------|-----------------|
| Pride | 4.48 | 4.27 | ↑ |
| Engage-Inspire | 4.48 | 4.37 | ↑ |
| Continuous Improvement | 4.40 | 4.33 | ↑ |
| Quality | 4.39 | 4.38 | ↑ |
| Satisfaction | 4.29 | 4.08 | ↑ |
| Innovation | 4.28 | 4.28 | = |
| Talent & Fit | 4.18 | 4.16 | ↑ |
| Relationships | 4.14 | 4.13 | ↑ |
| Support-Equip | 4.11 | 4.17 | ↓ |
| Communication | 4.10 | 4.13 | ↓ |
| Recognition | 4.08 | 4.06 | ↑ |
| Career Development | 4.06 | 4.03 | ↑ |
| Training & Development | 4.04 | 4.14 | ↓ |
| Mission Conscious | 4.03 | 3.92 | ↑ |
| Performance Planning | 3.96 | 3.96 | = |

— Avg Education
 — Avg Corporation



| | | | | | | | | | | | | | | |
|--------|-------------|--------|------------|----------|-------|--------|----------|---------|----------|-----------|--------------|------------|--------|---------------|
| Oct-19 | 81.61 | 81.08 | 84.62 | 77.42 | 83.64 | 89.19 | 85.45 | 85.37 | 84.71 | 87.50 | 65.00 | 53.33 | 65.38 | 87.50 |
| Dec-20 | 66.22 | 78.79 | 74.42 | 59.57 | 75.00 | 76.32 | 59.09 | 71.43 | 58.57 | 61.76 | 68.97 | 66.67 | 50.00 | 61.76 |
| Sep-22 | 79.71 | 78.95 | 75.47 | 79.17 | 85.71 | 93.75 | 66.67 | 83.08 | 81.48 | 79.00 | 91.67 | 53.85 | 76.67 | 88.57 |
| | District 25 | Dryden | Greenbrier | Ivy Hill | Olive | Patton | Westgate | Windsor | South MS | Thomas MS | Food Service | Facilities | Dunton | Admin Council |

DEI+ (N=616)



| Dimension | Mean | Previous Mean | (+/-) Change |
|----------------------------|------|---------------|-----------------|
| Diversity | 4.26 | 4.18 | ↑ |
| Inclusion | 4.33 | 4.30 | ↑ |
| Equity | 4.31 | 4.28 | ↑ |
| Transformative Commitments | 4.51 | 4.50 | ↑ |



QUESTIONS?