

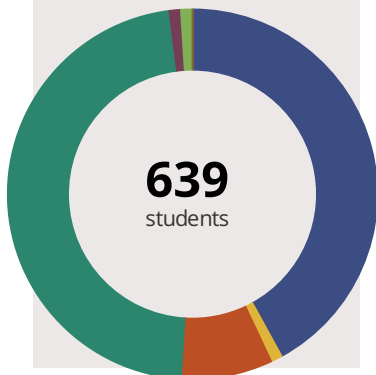
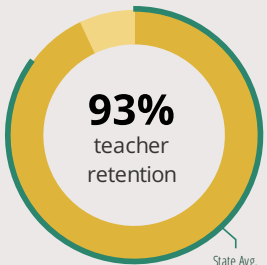
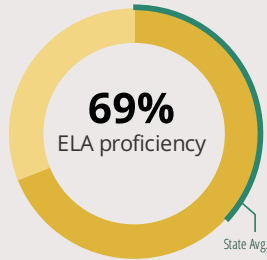
# Ivy Hill Elem School

2211 N Burke Dr Arlington Heights, IL 60004 (847) 398-4275

Grades: K - 5  
District: Arlington Heights SD 25

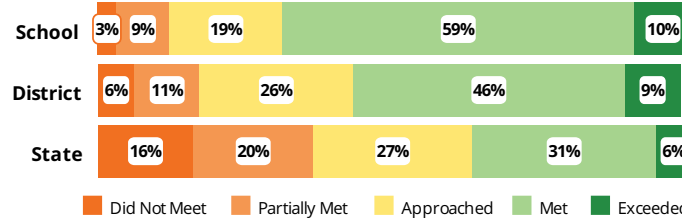
Principal: Mr.Scott Kaese  
Superintendent: Dr.Lori Bein

## FAST FACTS



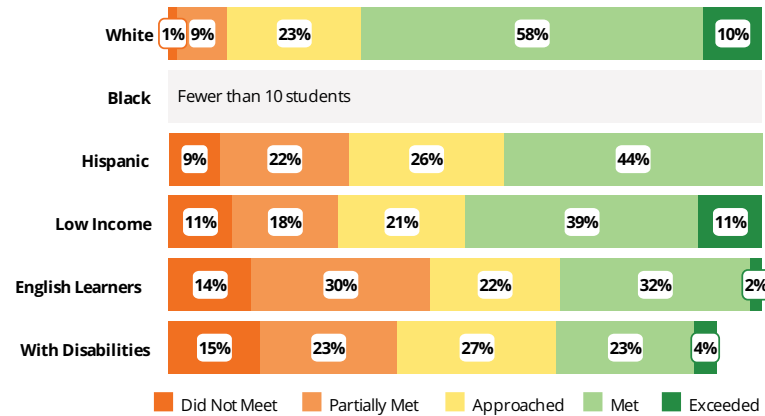
## Academic Success

All Illinois students in grades 3-8 take the PARCC assessment each year. High school students take the SAT in Math and English Language Arts.



## Success by Student Group

This display shows PARCC ELA performance levels for each student group. No data is shown for groups with fewer than 10 students.



## Student Characteristics

White	42%	Low Income	8%
Black	1%	English Learners	31%
Hispanic	8%	With Disabilities	7%
Asian	47%	Homeless	1%
American Indian	1%		
Two or More Races	1%		
Pacific Islander	0%		

## School Environment



The **5Essentials Survey** allows students in grades 6-12 and all teachers to share their perspectives on essential conditions for learning. The anonymous survey consists of 5 components.

- Most implementation
- More implementation
- Average implementation
- Less implementation
- Least implementation
- Not Applicable/Low Response

### Response Rates

Students	-
Teachers	-

### Effective Leaders

Do principals and teachers implement a shared vision for success?

### Collaborative Teachers

Do teachers collaborate to promote professional growth?

### Ambitious Instruction

Are the classes challenging and engaging?

### Supportive Environment

Is the school safe, demanding, and supportive?

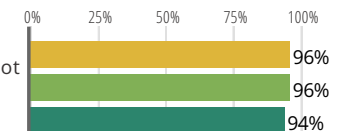
### Involved Families

Does the entire staff build strong external relationships?

## Student Attendance and Mobility


### Attendance Rate

Rate at which students are present at school, not including excused or unexcused absences



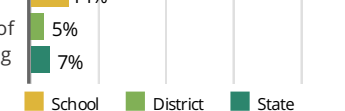
### Chronic Truancy Rate

Percentage of students who have been absent without valid reasons for 5% or more of regular school days



### Student Mobility

Percentage of students who transfer in or out of the school during the school year, not including graduates





# Ivy Hill Elem School

## School Highlights

### Academic Courses

4th Grade Advanced Math, 5th Advanced Math, Advanced Math, Band, Bilingual Programs/Courses, Bilingual Support, Orchestra, Peer Mentors, Summer School

### Physical Education, Health and Wellness

5th Grade Track Meet, Field Day, International Walk to School Day, Robert Crown Health Education, Running Club

### Other Programs and Activities

After School Care, Art, Before School Care, Boy Scouts, Chess Club, Education Fair, Environmental Club, Everybody Counts, Family Nights, Geography Bee, Girl Scouts, Grade Level Music Performances, Homework Club, Morning Broadcast Club, Music, Music For Youth, Open House, Parent Associations, Police/Fire Safety Task Force, Reading Clubs, Reflections Art Education Program, Safety Patrol, Stats Club, Student Council/Government, Technology Club, Tutoring Program, Variety Show, World Language, Wor...

### School Awards

Chicago Sun-Times ranks Ivy Hill 30 out of top 50 Elementary Schools 2012, Illinois State Board of Education Honor Roll for Excellence 2012, SWANCC Participant 2012

### Career Development Courses and Programs

### Athletics

### School Personnel Resources

English as a Second Language Teacher, Librarian/Media Specialist, Paraprofessional, Reading Specialist, School Nurse, School Psychologist, School Psychology Intern, School Social Worker, Special Education Teacher, Speech Language Pathologist Intern, Speech Language Pathology Teacher, Technology Specialist

### Facilities

## District Finance

**Instructional Spending per Pupil** includes only the activities directly dealing with the teaching of students or the interaction between teachers and students.



**Operational Spending per Pupil** includes all costs for overall operations in this school's district, including Instructional Spending, but excluding summer school, adult education, capital expenditures, and long-term debt payments.



## Educator Measures

This school has had **2 principal(s)** over the past 6 years. In the last three years, an average of **93% of teachers** return to this school each year.

## FOR MORE INFORMATION

Visit [IllinoisReportCard.com](http://IllinoisReportCard.com) to see additional details about each item of information for this school. There you will find charts spanning multiple years, detailed explanations, resources, more of the school's programs and activities, and powerful tools that let you dig deeper into data.

Most of this data has been collected by ISBE from school districts through data systems. Some information, such as the School Highlights, is entered directly by principals and can be updated throughout the year.