



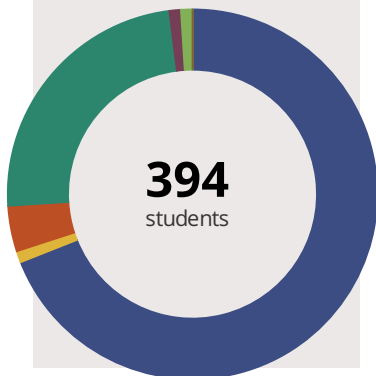
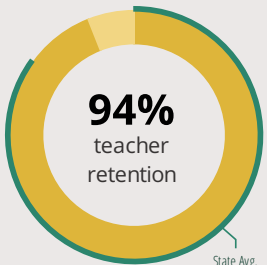
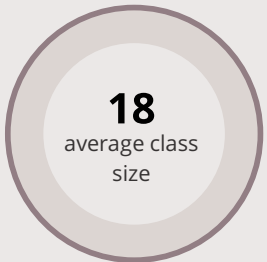
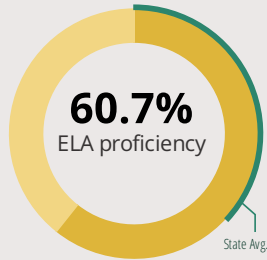
Greenbrier Elem School

2330 N Verde Dr Arlington Heights, IL 60004 (847) 398-4272

Grades: P - 5
District: Arlington Heights SD 25

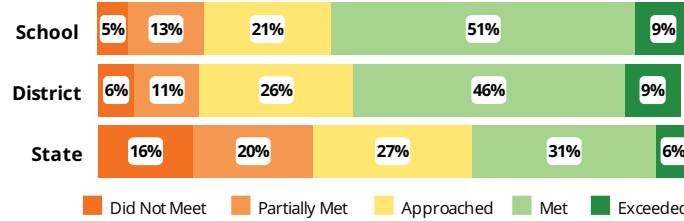
Principal: Ms. Donna Bingaman
Superintendent: Dr. Lori Bein

FAST FACTS



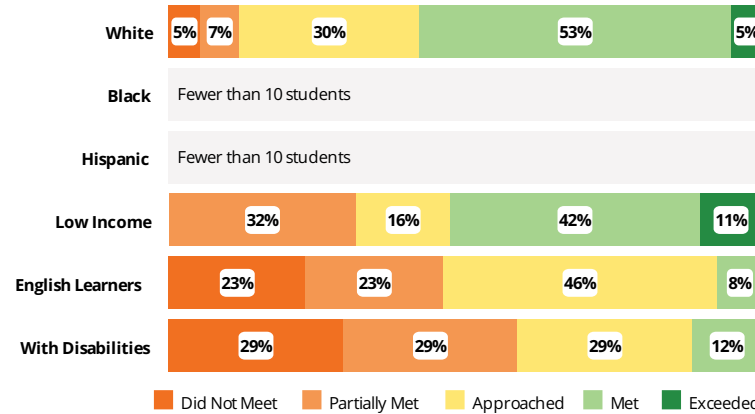
Academic Success

All Illinois students in grades 3-8 take the PARCC assessment each year. High school students take the SAT in Math and English Language Arts.



Success by Student Group

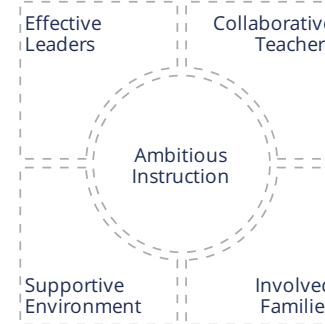
This display shows PARCC ELA performance levels for each student group. No data is shown for groups with fewer than 10 students.



Student Characteristics

White	69%	Low Income	7%
Black	1%	English Learners	16%
Hispanic	4%	With Disabilities	28%
Asian	24%	Homeless	0%
American Indian	1%		
Two or More Races	1%		
Pacific Islander	0%		

School Environment



The **5Essentials Survey** allows students in grades 6-12 and all teachers to share their perspectives on essential conditions for learning. The anonymous survey consists of 5 components.

- Most implementation
- More implementation
- Average implementation
- Less implementation
- Least implementation
- Not Applicable/Low Response

Response Rates

Students	-
Teachers	-

Effective Leaders

Do principals and teachers implement a shared vision for success?

Collaborative Teachers

Do teachers collaborate to promote professional growth?

Ambitious Instruction

Are the classes challenging and engaging?

Supportive Environment

Is the school safe, demanding, and supportive?

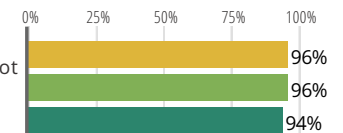
Involved Families

Does the entire staff build strong external relationships?

Student Attendance and Mobility

Attendance Rate

Rate at which students are present at school, not including excused or unexcused absences



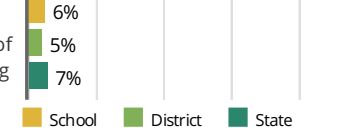
Chronic Truancy Rate

Percentage of students who have been absent without valid reasons for 5% or more of regular school days



Student Mobility

Percentage of students who transfer in or out of the school during the school year, not including graduates





Greenbrier Elem School

School Highlights

Academic Courses

4th Grade Advanced Placement Math, 5th Grade Advanced Placement Math, Advanced 4th and 5th Grade Math, Band, Global Studies, Orchestra, Peer Mentors, Summer School, Tutoring Program, World Language - Spanish

Physical Education, Health and Wellness

5th Grade Track Meet, Greenbrier Field Day, Healthy Kids Gym Night, Just Move It Challenge, Robert Crown Health Education

Other Programs and Activities

After School Care, Amazing Minds, Arlington Heights Police Department Safety Task Force, Art Club, Before School Care, Boy Scouts, Career Education Events, Chorus, Conflict Resolution, Environmental Club, Everybody Counts, Family Nights, Girl Scouts, Greenbrier Safety Patrol, Intermediate Music Show, Mentoring Program, Music for Youth String Program, Parent Associations, Primary Music Show, Reflections Art Program, Student Council/Government, Student Morning Broadcast, Tutoring Program,

School Awards

National Blue Ribbon Award, National Board Certified Teachers, PTA Honor Award

Career Development Courses and Programs

World of Work

Athletics

School Personnel Resources

English as a Second Language Teacher, Librarian/Media Specialist, Paraprofessional, Pre-Kindergarten Teacher, Reading Specialist, School Nurse, School Psychologist, School Social Worker, Special Education Teacher, Speech Language Pathology Teacher, Technology Specialist

Facilities

District Finance

Instructional Spending per Pupil includes only the activities directly dealing with the teaching of students or the interaction between teachers and students.



Operational Spending per Pupil includes all costs for overall operations in this school's district, including Instructional Spending, but excluding summer school, adult education, capital expenditures, and long-term debt payments.



Educator Measures

This school has had **2 principal(s)** over the past 6 years. In the last three years, an average of **94% of teachers** return to this school each year.

FOR MORE INFORMATION

Visit IllinoisReportCard.com to see additional details about each item of information for this school. There you will find charts spanning multiple years, detailed explanations, resources, more of the school's programs and activities, and powerful tools that let you dig deeper into data.

Most of this data has been collected by ISBE from school districts through data systems. Some information, such as the School Highlights, is entered directly by principals and can be updated throughout the year.